

Transform your space





“ Eternia is on a mission to transform your ordinary everyday spaces into extraordinary ones that help you thrive. We want to change the way your spaces look and feel, while giving them the strongest protection from extreme weather.

This revolution is more than just world-first technologies and stunning design. We’ve broken category norms with the best-in-class warranty and regular maintenance.

Enjoy exploring the Eternia revolution in the following pages. We can’t wait to transform your home.”

- Team Eternia

The Duranium™ alloy has been created for your windows by the Hindalco engineers who create parts strong enough for aerospace missions.

Duranium™

Welcome to the revolution

A specially invented,
extra-strength aluminium alloy
that no other window in the
world has.

Meet Duranium™.



Place of birth

India, in Hindalco's world-class metallurgy laboratory. Hindalco is the world's largest aluminium manufacturer, and the flagship company of the Aditya Birla Group.

The Duranium™ promise

Superior strength. Stunning finish. Eternal recyclability.

Advantages



High wind load resistance. Cyclones are no match for Duranium™.



High dent resistance



Stunning finish



Difficult to imitate, bringing you the assurance of genuine products.



Highly sustainable, since aluminium is an eternally recyclable material.

WiWA[®] certified windows

Windows that are independently tested and certified to withstand extreme weather conditions as per global standards.

WiWA[®]

WiWA[®]'s full name:
Wind, Water and Air

WiWA[®]'s purpose in life: India's first rating system to help you pick the right windows for your home using an evolving scientific algorithm.



The WiWA[®] promise

Heavy rains? Cyclones? Pollution? Noise? Dust?
No problem.

WiWA[®] Advantages



A WiWA[®] score allows you to gauge the performance of windows on three parameters:
wind pressure, water tightness and air permeability.



Helps you select a window. For example, if you want a window that can handle cyclones, check the wind parameter.



A scientific performance guarantee, since our windows are independently tested and certified against global standards.

How do you measure a WiWA[®] score?

WiWA[®] scores are graded from 1 to 10. 10 is the highest score.



The industry's best warranty.



We'll care for your windows the way you care for what's most important to you



Windows that grow old with you,
while staying young and beautiful.



12-year warranty* on the window frames.




2-year warranty* on all hardware
components in the window (including locks,
handles and rollers).

*T&C applied



Meet the window like none other, with 30+ components designed by global experts.



Unique sealing to protect from noise and dust

WiWA[®] certified windows are tested to withstand cyclones

No termites, thanks to the aluminium alloy



Special drainage solution to keep out heavy rains






Duranium™ is difficult to imitate, bringing you the assurance of genuine products



Anti-lift plug and anti-burglary locks for extra security



Custom-engineered rollers for smooth operation

A revolution in action

The WiWA[®] promise



Tested to keep out the heaviest rains



Keeps out extremely loud noises



Tested to protect you from cyclonic winds



Keeps out dust



Tested to prevent air leakages

The Duranium[™] advantage



Eternally recyclable, as aluminium is a highly sustainable material



High dent resistance. Prevents your windows from getting damaged, bent or broken.



Stunning finish



Difficult to imitate, thanks to our specially invented, patented alloy



High wind-load resistance. Can easily withstand cyclonic winds

Other benefits



Best-in-class warranty



Anti-lift plug and anti-burglary locks for extra security



Custom-engineered rollers for smooth operation



No termites, thanks to the aluminium alloy









Proud receivers of the GreenPro Ecolabel








Our Eternia and Erigo windows and doors have been awarded the 'Green Products' status by GreenPro Ecolabel.

It is an international recognition of the lower environmental impact of our business activities and our contribution towards enhancing the performance of Green Buildings.

Why choose aluminium system windows?


WiWA	Testing & Certification		Tested and Certified on Wind-Water-Air performance.
	Wind		Tested to withstand even the cyclonic winds. The aerodynamic design makes it suitable for high-rises and large size windows.
	Water		Enough to prevent water seepage caused by the heaviest of rains in India.
	Air		Air-tight design with custom-developed accessories provides better noise and dust insulation, while preventing the leakage of AC-cooled air.
Safety	Burglary		Special fittings like multi-point lock, anti-lift plug, safety glass to keep your house safe.
	Health		Mined and refined by Hindalco, Aditya Birla Group , ensuring no contamination.
Aesthetics	Style		Sleek design , large sizes with minimal obstructions.
	Colour & finish		Unlimited colours , superior finish.

Why choose aluminium system windows?

Comfort	Noise	 <p>Compatible with high-performance glass. Superior air-tight design.</p> <p>Noise reduction upto 35 db</p>
	Quality & Consistency	 <p>Custom-designed hardware and accessories ensure smooth operation for years. Moving parts like locks and rollers are built to last for over 15000 cycles.</p>
	Ease of maintenance	 <p>Designed for easy maintenance.</p>
	Ease of operation	 <p>Factory-made, tested & certified, quality checked.</p>
Warranty	Warranty	 <p>12 years on profile, 2 years on Hardware.</p>



Explore the world of
new-age windows and doors
we've created just for you



Transforming your space has
never been this simple

Premium Sliding Doors and Windows

ETP-SD Series

Say hello to beautiful views. Keep worries about the safety of your home out.

Made of Duranium®, a specially-invented alloy, these slim-frame windows are best-suited for larger openings. While their sleek aerodynamic interlocks ensure easy movement, WiWA-certification ensures superior protection even in extreme weather conditions.

Features like the integrated fly mesh solution take their safety quotient a notch higher.



WiWA[®] Score

Wind	●	10
Water	●	8
Air	●	10
Overall	●	9

Certified as per:

Wind: Class CE2500 (2.5 kpa) as per BSEN12210

Water: Class 7A (300 pa) as per BSEN12208

Air: Class 4 (600 pa) as per BSEN12207

Handle options



Flush

D Handle

C Handle

Premium
flush

Dummy
handle

D Handle
with key

Product specifications (size)

Max Sash Height (mm): 3000

Max Sash Width (mm): 1500

Glass Range (mm): 6-26

Sightline (mm): Up to 20

Popular typologies



Openable Doors and Windows

ETP-CS series

Safeguard your world from rains, noise or dust. Simply enjoy the uninterrupted views outside.

Suitable for large openings, these WiWA©-certified windows and doors offer superior protection from extreme weather conditions, while providing extra safety with special locking mechanism.

Thoughtfully-designed solutions like integrated fly mesh makes these a complete protection package.



WiWA[®] Score

Wind	●	10
Water	●	10
Air	●	10
Overall	●	10

Certified as per:

Wind: Class CE2500 (2.5 kpa) as per BSEN12210

Water: Class E750 (750 pa) as per BSEN12208

Air: Class 4 (600 pa) as per BSEN12207

Handle options



Cremone



Detachable



Double-door

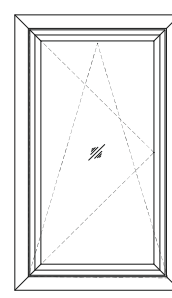
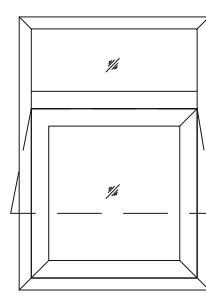
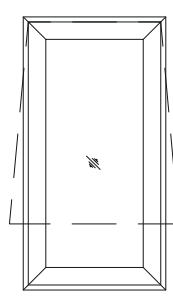
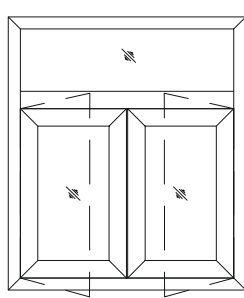
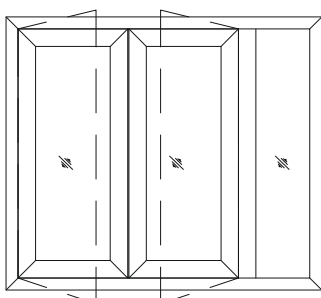
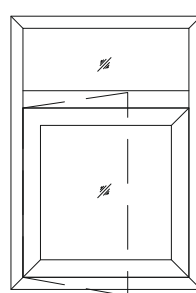
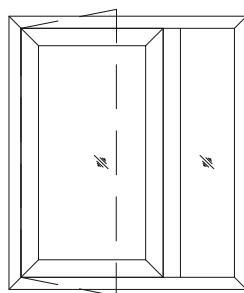
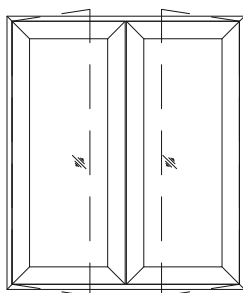
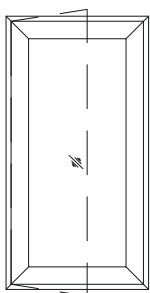


Cockspur

Product specifications (size)

- Max Sash Height (mm): 3000
- Max sash width (mm): 1200
- Glass thickness (mm): 5-40
- Sightline (mm): Frame - 49, Window sash - 74, Door sash - 100

Popular typologies



Slide and Fold Windows

ETL-SF series

Watch the boundaries between the inside and the outside disappear.

Easy-to-slide windows that fold all the way to allow more natural light in and give your home a spacious feel.

While the elegant designs add to the aesthetics, features like multi-point locking systems and high-security hinges enhance the safety.

These are an ideal solution for balconies & other large open spaces.



WiWA[®] Score

Wind	●	6
Water	●	8
Air	●	8
Overall	●	7

Certified as per:

Wind: 0.8 kPa ASTM E 330
Water: 300 Pa ASTM E 331
Air: 300 Pa ASTM E 283

Handle options



Lever handle



Lever handle



Lever handle

Product specifications (size)

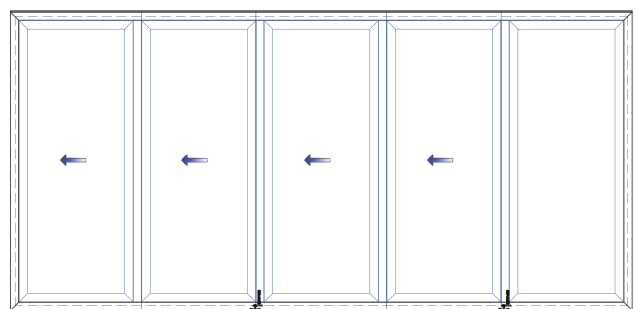
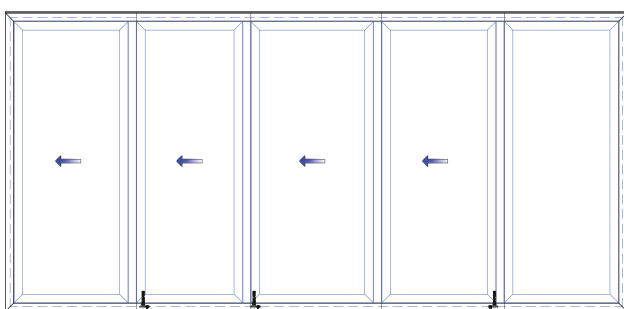
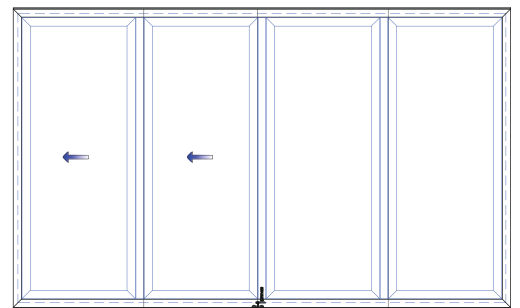
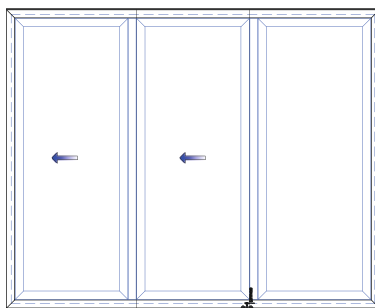
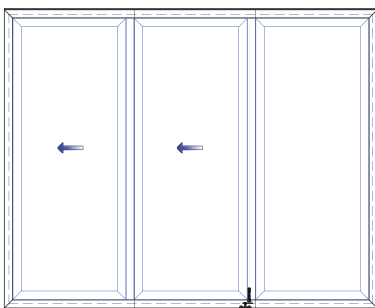
Max Sash Height (mm): 3000

Max Sash Width (mm): 1000

Glass thickness (mm): 6-32

Max Weight (kg): 130

Popular typologies



Lift and Slide Doors & Windows

ETL-LS series

Be in charge of your spaces with these easy-slide solutions.

Smooth sliding panels that can be stopped anywhere on the track to create a partial opening, simply mean extra convenience and safety.

While large panel sizes offer great views of the world outside, double compression seal ensures better protection even in extreme weather conditions.



WiWA[®] Score

Wind	●	10
Water	●	10
Air	●	10
Overall	●	10

Certified as per:

Wind: 2.75 kPa ASTM E 330
Water: 600 Pa ASTM E 331
Air: 600 Pa ASTM E 283

Handle options



Pull Handle



Flush Lock



Lever Handle

Product specifications (size)

Max Sash Height (mm): 3500

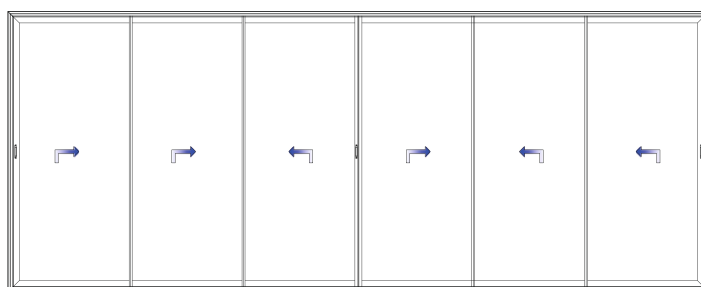
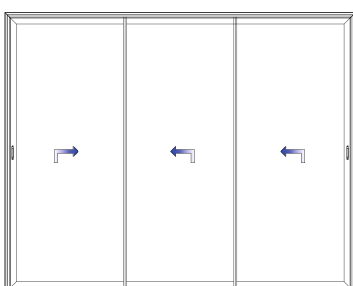
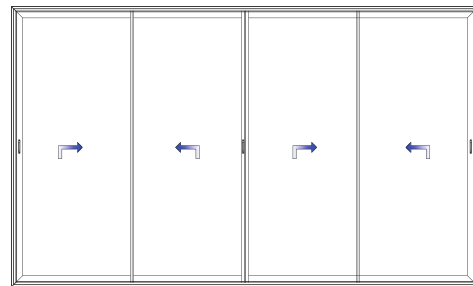
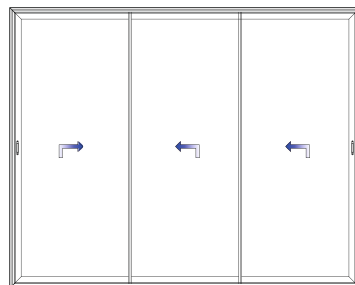
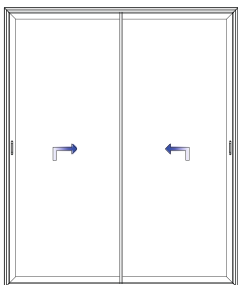
Max Sash Width (mm): 2000

Glass thickness (mm): 12-32

Sightline (mm): Up to 20

Max Weight (kg): 400

Popular typologies



Slim Line Windows

ETL-SS series (upcoming)

Treat yourself to the grand views outside. Every single day!

These specially-engineered windows are designed to be almost invisible, and yet efficiently protect your home from extreme weather conditions.

Suitable for very large openings in villas and bungalows, these ultra-slim solutions will surely add to the beauty of your homes.



Product specifications (size)

Max Sash Height (mm): 4500

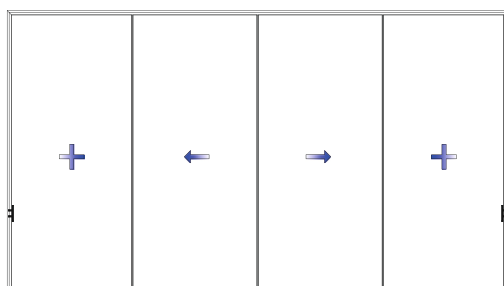
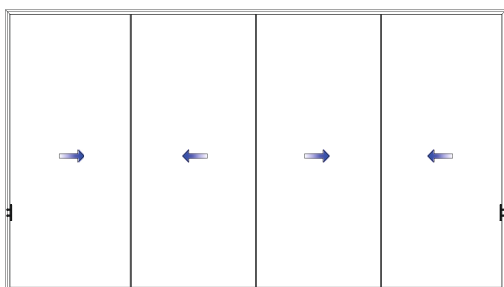
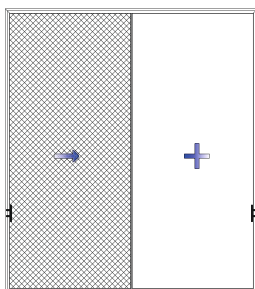
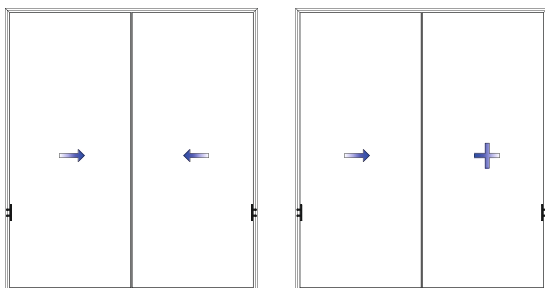
Max Sash Width (mm): 2000

Glass thickness (mm): 32-38

Sightline (mm): 20

Max Weight (kg): 500

Popular typologies



Add-ons

Integrated Pleated Mesh (upcoming)

Add an extra layer of protection without compromising on the beauty.

A compact and cost-effective solution to keep insects out.

The integrated design adds to the aesthetics of the space, while ensuring effortless opening and closing.



Integrated Glass Railing



Take your home's safety quotient up.

An add-on to slider windows, these glass railings provide that extra layer of safety.

The integrated design requires minimal depth, making it suitable even for compact spaces.

Façade (upcoming)

Structurally glazed unitized system suitable for building large panels of a high-rise.


Specially-engineered panels that withstand heavy winds and offer better water tightness.



Colours

- Wide range of colours to choose from
- Also available in wood finish

Visit your nearest dealer or contact our executive to know more about available colours.




Revolutionary window technology, design and service.

This is what enables us to transform your home. For you to let the world in when you want to, and shut the world out when you need to.

Enjoy this happy union of spaces with Eternia.







Eterna, a venture by Hindalco Industries Limited

B 03, Paragon Condominium, Building B, Ground Floor, Pandurang Budhkar Road, Worli, Mumbai 400 013
E: eternia.care@adityabirla.com W: www.eterniawindows.com

ETERNIA helpline number: +91 97699 40000

"Eterna™, Erigo™, Duranium™ and WiWA® are proprietary to Hindalco Industries Limited. Hindalco Industries Limited has a patent filed right for Duranium alloy. Nothing contained here shall be construed as conferring any license or right under a Hindalco trademark, copyright or patent. Visit www.eterniawindows.com for more details. Images in the brochure are indicative. Final product may be different from the images displayed.